

## Appendix 3.4 Youth Survey

### Report on Consultations and Evidence gathered for Cranleigh's Neighbourhood Plan

| Event              | Survey of Young People in Cranleigh  |
|--------------------|--|
| Date               | Survey was conducted twice:<br>16 July 2015 at Glebelands School year 10 (ages 15) – 55 pupils<br>September 2015 we surveyed 15 people at the Youth Club |
| Venue              | Glebelands School, Youth Club at Snoxhall, Cranleigh.  |
| Purpose            | To reach a younger demographic than had previously had their say and ascertain views of young people on their future lives in Cranleigh.                 |
| Evidence Report by | Lynda MacDermott, Diane Mackay (survey), Chris Dubois (analysis).  |

This was a survey of our young people to try to get a better view of facilities in Cranleigh after responses to questions about facilities for sports and play showed that the respondents were not involved in these activities.

The survey was introduced to the pupils with the information that telling 23% of the village population was under 18 and 24% over 65. We had heard from the over 65's and wanted to hear from them; that there were no right or wrong answers and to imagine themselves as time travellers, living in Cranleigh in 10-15 years hence; be realistic but anything was possible to suggest.

The pupils completed the surveys in a thoughtful way and the results show them to be a group that lives in a place where they feel safe, but where there could be more spare time activities and specifically indoors for boys and outside for girls, with more opportunities for part time and later full time jobs locally.

They wanted places to be teenagers together and with activities more affordable and more spontaneous.

A large proportion called for "a proper cinema" – when asked what this meant, they said where you didn't have to book ahead and could buy popcorn!

The analysis, with 27 questions over six pages, is attached.

# Appendix 3.4 Youth Survey

## Appendix 03.3

### Analysis of questionnaire for Young People (done at Glebelands Year 10 in Jun15 and at Youth Club in Sep15)

Chris Dubois, 21Oct15

#### Notes

'Importance' questions use a scale 1 (low) to 5 (high). So 3 is middling.

Glebelands had 55 respondents, the Youth Club 15, total 70.

Measures taken to avoid duplication: the age range, hence the survey population, were different.

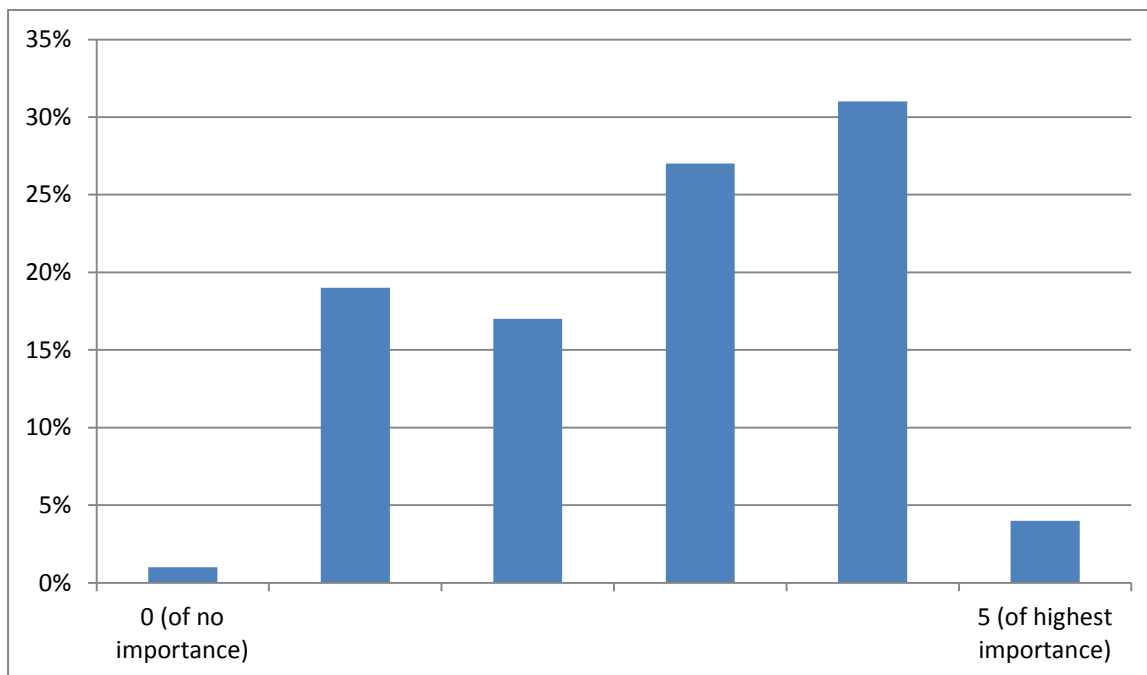
The histograms are the combined results (of the Glebelands and the Youth Club surveys) and only include the responses which answered the question; 'no answers' are excluded.

#### 1a How important is it to you to continue to live in a village like Cranleigh when you are older?

*Glebelands result:* just below middling importance (average = 2.8) with a fairly even spread between (1) and (3), and many in (4): 1: 22%, 2: 16%, 3: 25%, 4: 35%, 5: 2% (total 100%).

*Youth Club result:* average 2.9: 1: 7%, 2: 20%, 3: 33%, 4: 20%, 5: 13%, and one (7%) said 'zero' (total 100%).

*Combined result:* average 2.8: 0: 1%, 1: 19%, 2: 17%, 3: 27%, 4: 31%, 5: 4% (total 100%).



#### Importance of living in a village like Cranleigh when older

The average is 2.8; the spread is fairly even with a small skew towards 'important'.

#### 1b Why do you think that?

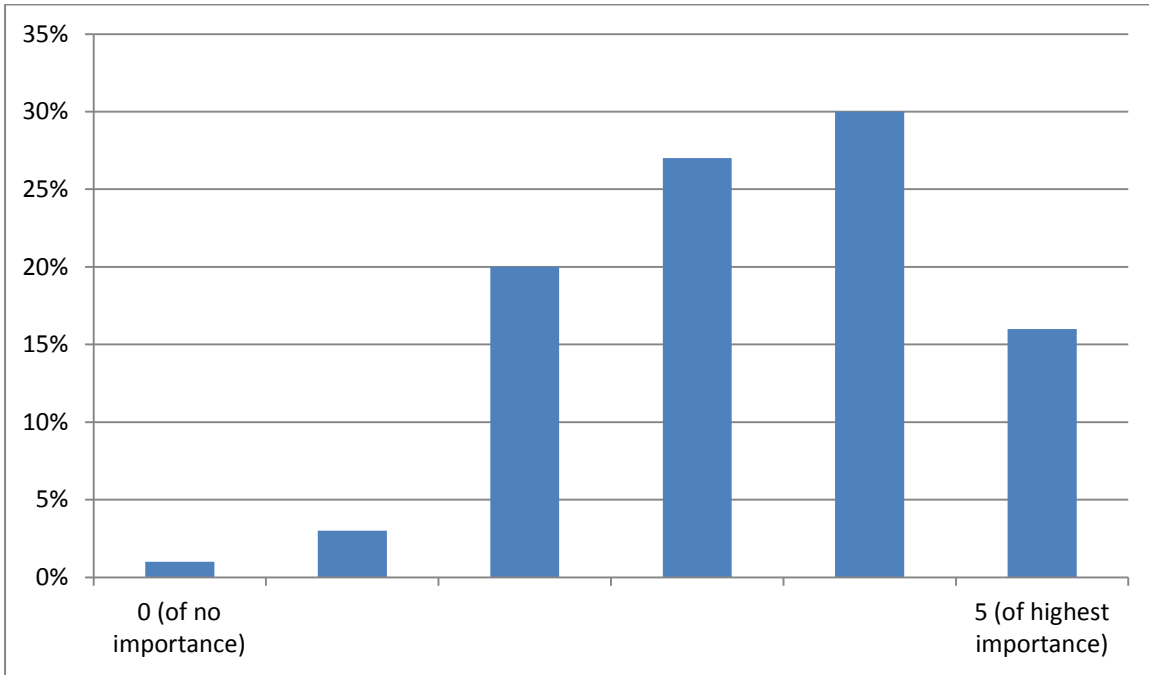
No information provided.

#### 2a Are the heritage and character of the village and its surrounding countryside important to you?

*Glebelands result:* a higher average importance than to Q1a (=3.2) and slightly more homogeneous answers (ie less spread): 1: 2%, 2: 25%, 3: 35%, 4: 31%, 5: 9% (total 100%).

*Youth Club result:* marked skew towards 'important'. average 3.8: 0: 1 (7%) 1: 1 (7%), 2: 1(7%), 3: 0 (0%), 4: 4 (27%), 5: 6 (40%), not answered 2 (13%).

Combined result: average: 3.3: 0: 1 (1%), 1: 2 (3%), 2: 14 (20%), 3: 19 (27%), 4: 21 (30%), 5: 11 (16%), not answered 2 (3%) (total 100%).



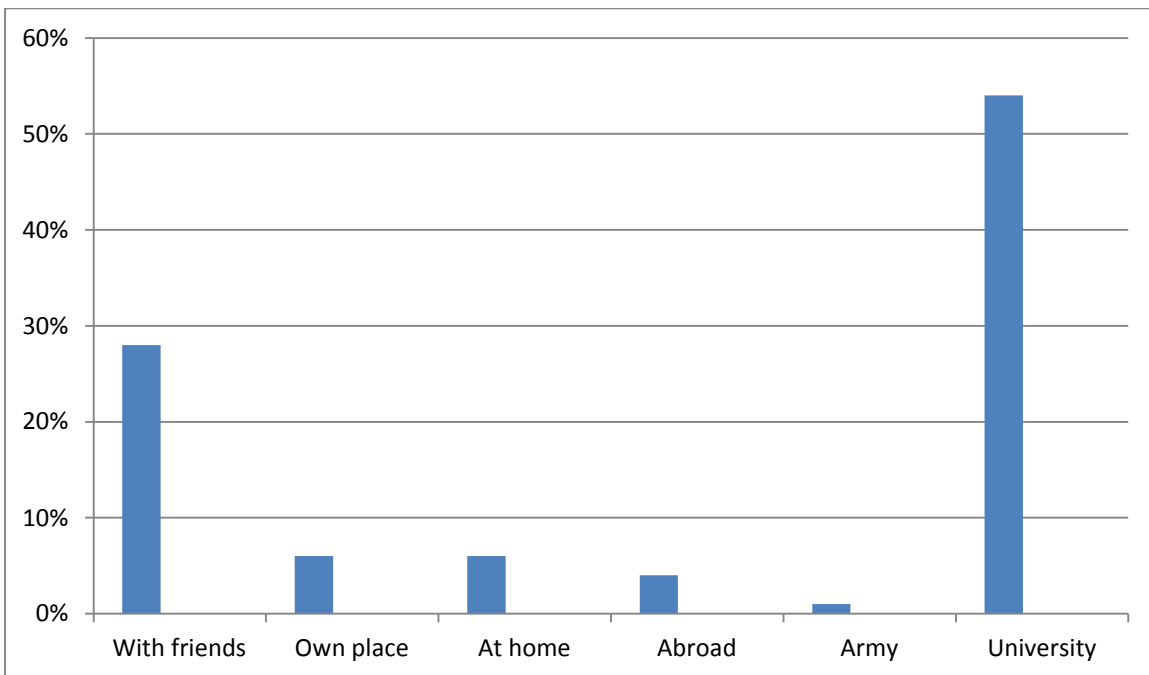
**Are the heritage and character of the village and surrounding countryside important to you?**  
A higher average importance, at 3.3.

**2b Should it be preserved?**  
No information provided.

**3a Where would you like to live in the next five years?**

*Glebelands:* 65% want to go to university. 20% want to stay with friends. Other suggestions were proposed: at home, own house, the army, Australia, work.

*Youth Club:* with friends 53%, at home 13%, own place 13%, abroad 13%, no response 7%.



**Where would you like to live in the next five years?**

### 3b Why?

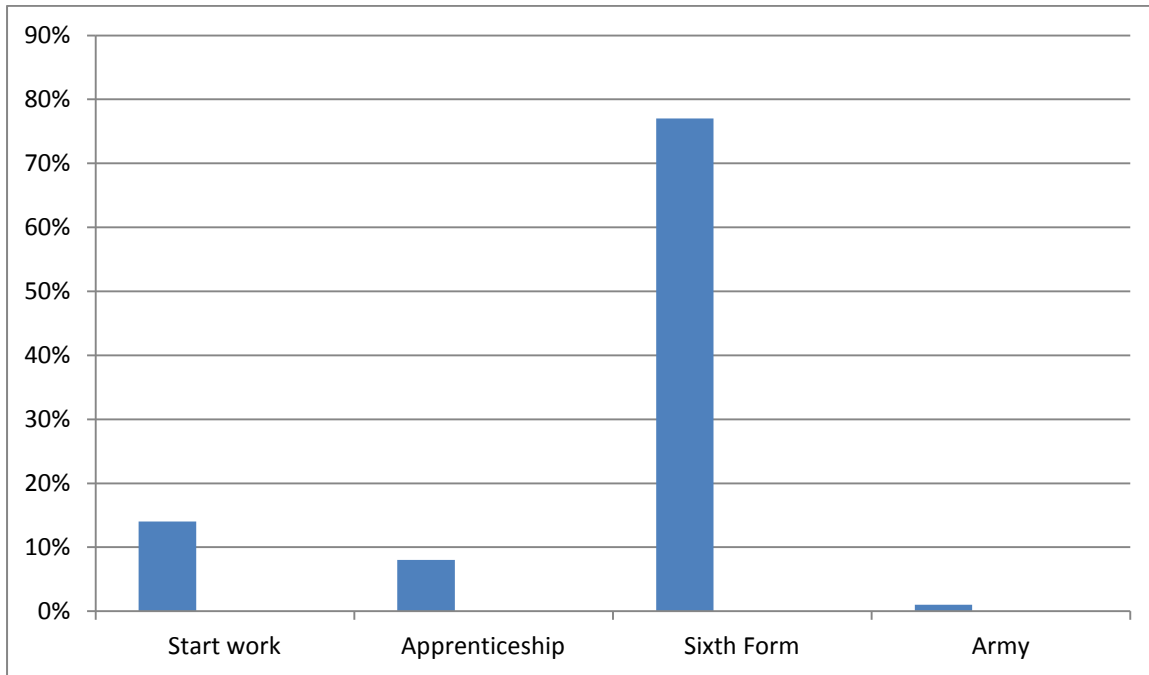
No information provided.

### 4 When you leave school what do you want to do in the next five years?

*Glebelands:* 78% want to go to Sixth Form College and nearly all wish to go on to university. Another 9% want to go to the Sixth Form College with an apprenticeship.

*Youth Club:* start work anywhere 47%, start work in Cranleigh 7%, apprenticeship 13%, sixth form 13%, no response 20%.

*Combined:* sixth form: 77%, apprenticeships 8% (but add 5 of those who said 'sixth form'), start work 14%, army 1%, no response 12%.



**When you leave school what do you want to do in the next five years?**

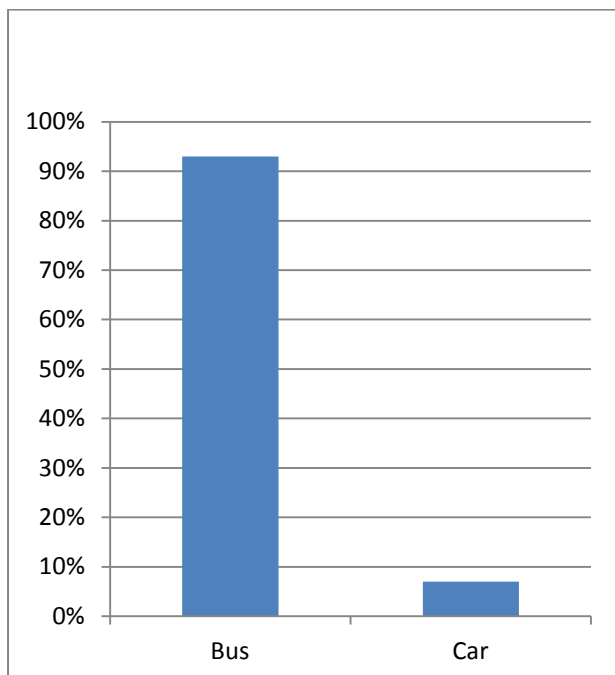
## Appendix 3.4 Youth Survey

Cont.

### 5 If you move on to Godalming College how will you get there?

*Glebelands:* All but 3 (95%) said 'bus', the 3 said 'car' (5%). 23 (42%) said 'car' as well as 'bus', whatever that means. Of the 'bus' people 7 would travel with parent or shared car.

*Youth Club:* no responses.



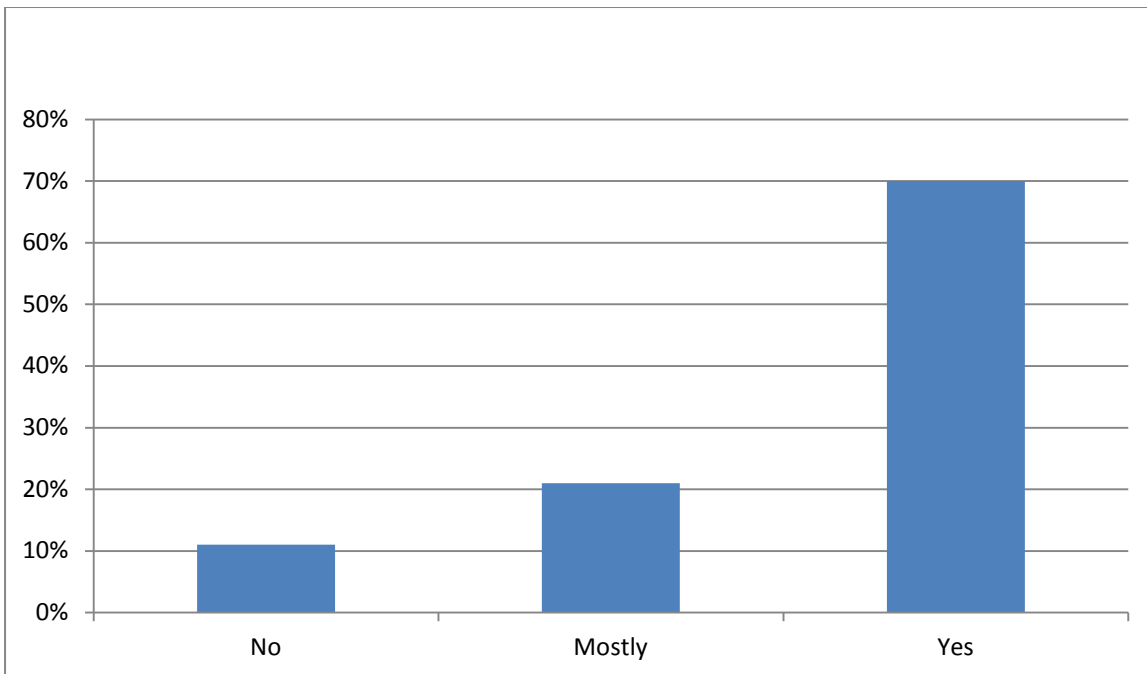
**If you move on to Godalming College how will you get there?**

### 6a Do you use footpaths and cycle routes regularly?

*Combined:* Yes 80%, no 20%. Glebelands and Youth Club results were the same.

### 6b Do you feel that they are adequately maintained?

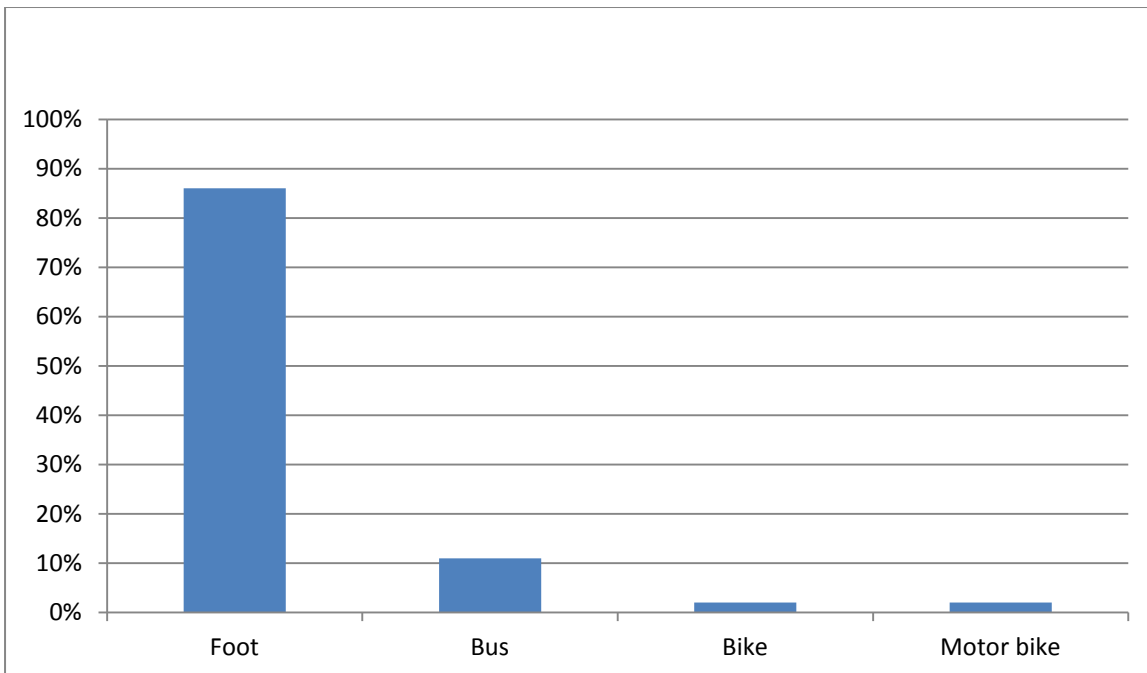
*Combined:* Yes 49% of the survey population (and 66% of the 6a 'yes's). The remainder are divided between 'no' (5), 'mostly' (3), 'could be better' (2), 'litter' (1), and 'sometimes' (3). A few comments were made: more bike trails needed (3), sometimes overgrown (3), potholes (1), dog fouling (3), need more signs (1).



**Do you feel that footpaths and cycle routes are adequately maintained?**

**7a How do you get about Cranleigh by yourself?**

*Combined:* Foot 80%, bus 11%, bike 4%, motor bike 1%. Five did not answer.



**How do you get about Cranleigh by yourself?**

**7b If not, what would make it easier to be independent?**

*Glebelands:* Bike 18, bus 8, moped 1. [I suspect they mean going further afield than Cranleigh.]

*Youth Club:* no responses.

**8 Do you feel safe here when going about without your parents?**

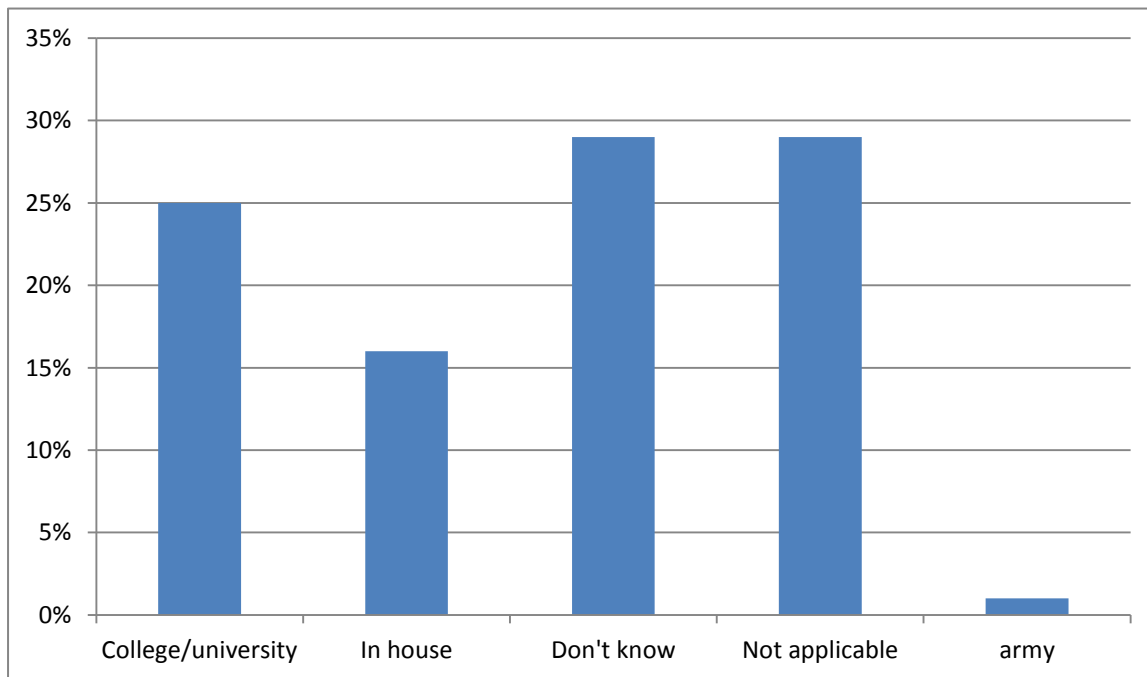
*Glebelands:* 98% said 'yes' though 4 want more street lights in alleyways (1 mentioned Bedlows Lane). The 2% said 'not after dark'.

*Youth Club:* 'yes' 93%, 'depends whether I'm on my medication' 7%.

**9 If you plan to seek employment locally where would you expect to do your training?**

*Glebelands:* 35% said 'not applicable'; 24% said 'university', 20% said 'don't know', 20% said 'in house', and 1 said 'the army'.

*Youth Club:* Guildford 27%, (1 said 'or Woking') which we took to mean at the College, the rest (73% were 'anywhere, 'yes', 'don't know' or no response.



**9 If you plan to seek employment locally where would you expect to do your training?**

**10 What other facility for your education would you like to see in Cranleigh?**

*Combined:* Nothing: 18

College: 8

Better sports facilities: 4

University: 1

Learning centre [whatever that is] & tuition: 2

Focussed youth club with learning opportunities we don't get in school: 1

Updated library: 1

Nk: 18

Inappropriate: 4

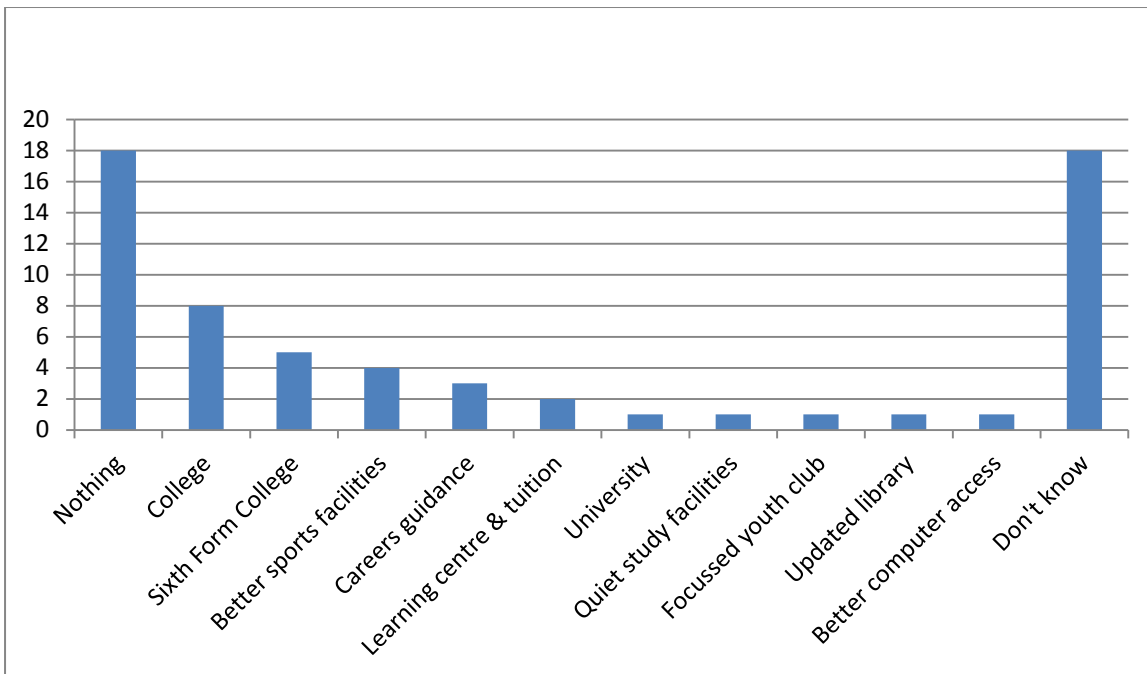
Sixth form college: 5

Careers guidance: 3

Quiet study facilities: 1

Better access to computers: 1

'LGBT & rights': 1.



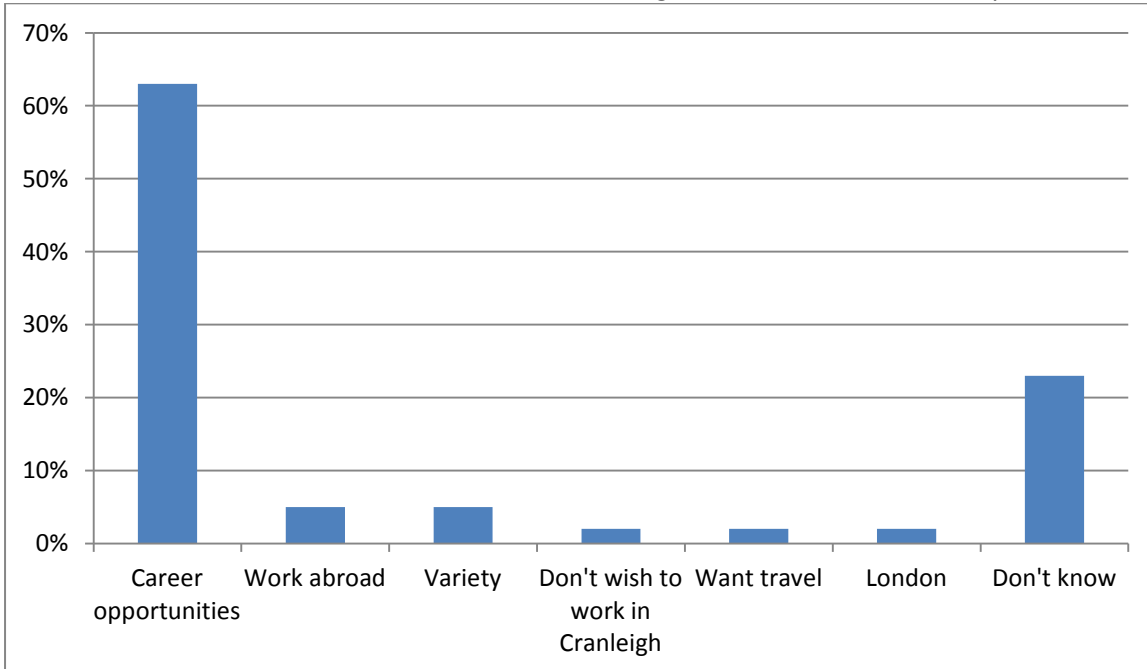
**What other facility for your education would you like to see in Cranleigh? (units are people responding)**

**11a Do you plan a career which will require travel to another town or city?**

Combined: 'Yes' 60 (86%), 'don't know' 8 (11%), 'no' 2 (3%).

**11b Why?**

Combined: career opportunities 36 (51%), variety 3, better pay 3, abroad 3, + 'better connections', 'better facilities', 'like to travel'. Don't want to work in Cranleigh: 1. Don't know or no response: 19.



**11b Why do you plan a career which will require travel to another town or city?**



## Appendix 3.4 Youth Survey

Cont.

### 12 Would you consider volunteering in Cranleigh (when >18) to build your work experience?

Combined: Yes 29 (41%)

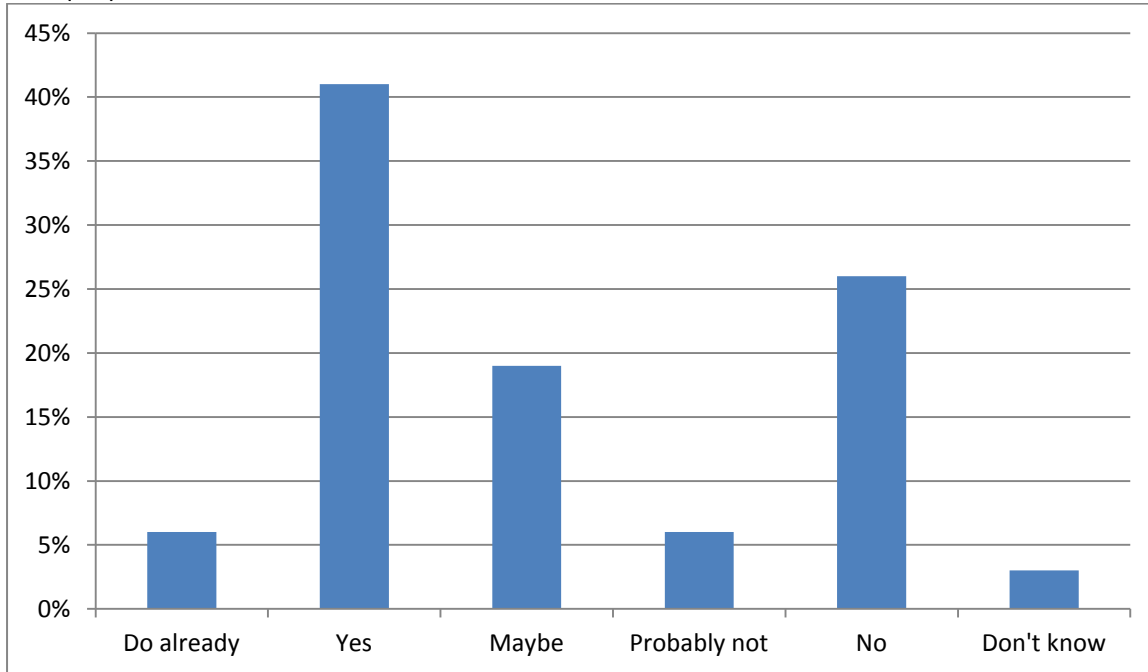
No 18 (26%)

Do already 4 (6%)

Nk 2 (3%).

Maybe 13 (19%)

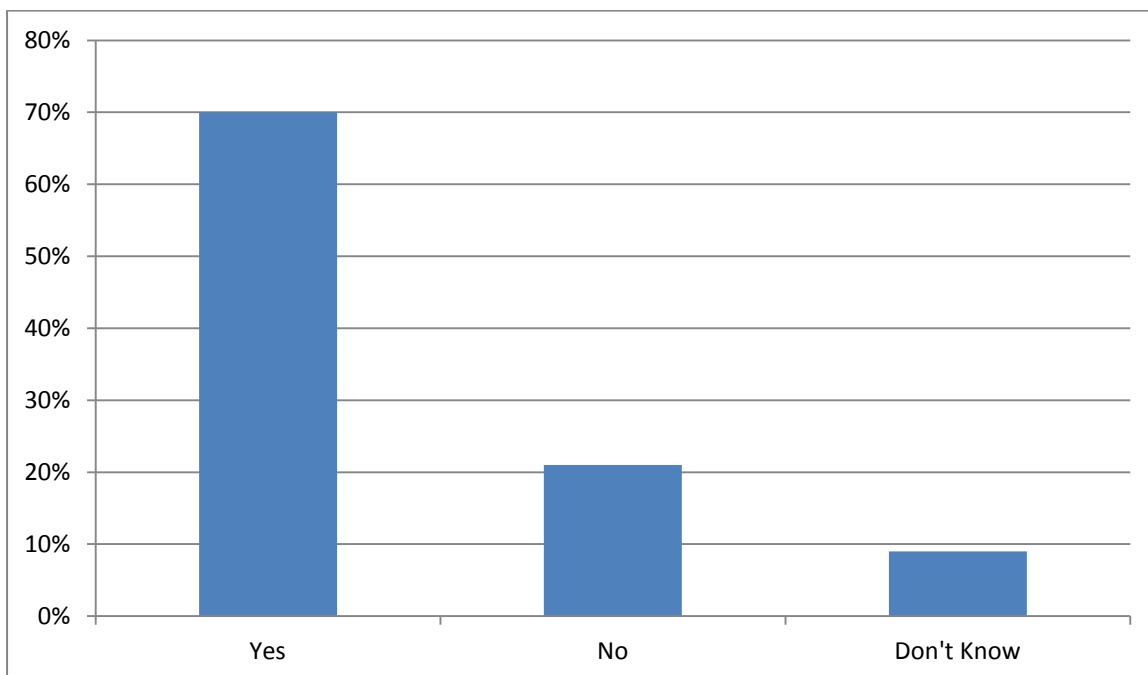
Probably not 4 (6%)



### Would you consider volunteering in Cranleigh (when >18) to build your work experience?

### 13 Are there adequate facilities and opportunities for both girls and boys to participate in sports activities?

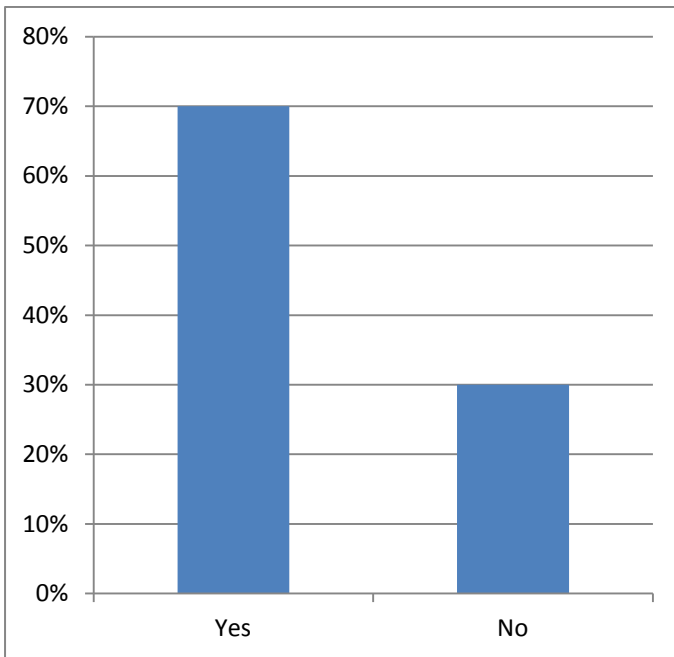
Combined: Yes 49 (70%), no 15 (21%), don't know 6 (9%).



### Are there adequate facilities and opportunities for both girls and boys to participate in sports activities?

**14a Do you use any sports facilities in Cranleigh or elsewhere?**

Combined: Yes 49 (70%), no 21 (30%). The Glebelands responses taken alone varied slightly (yes=73%).

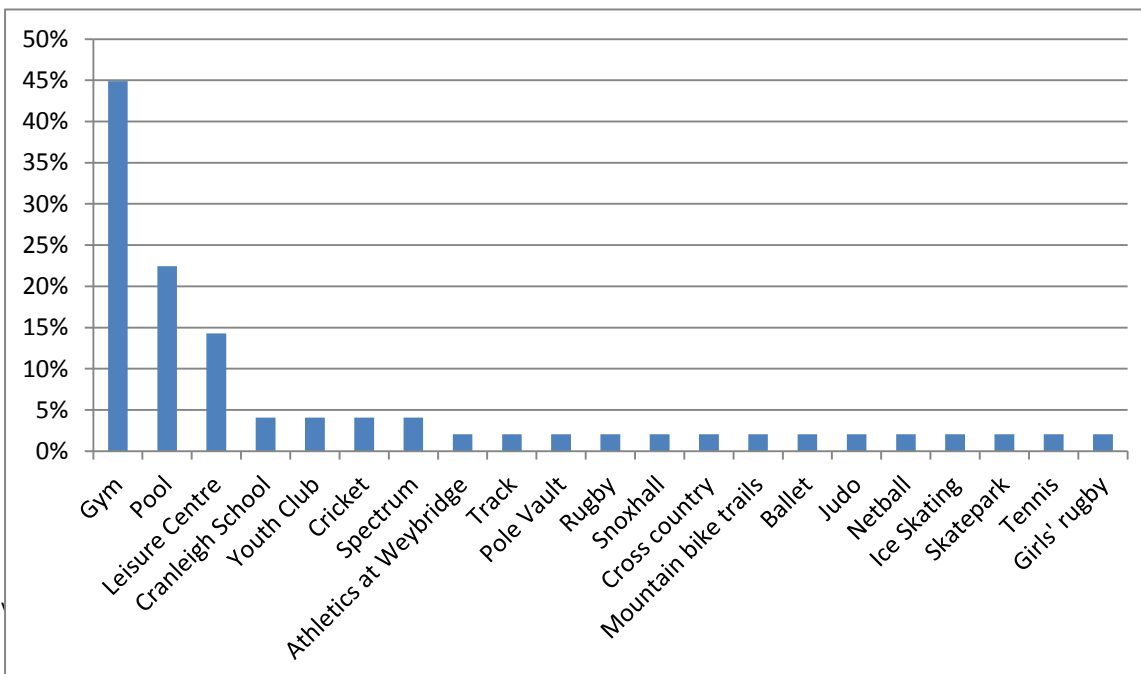


**Do you use any sports facilities in Cranleigh or elsewhere?**

**14b If so, which ones?**

Combined: Of the 49 who said 'yes':

- |                          |                        |
|--------------------------|------------------------|
| Gym 22                   | Pool 11                |
| Football 7               | Leisure centre 7       |
| Cranleigh School 2       | Spectrum 2             |
| Youth Club 2             | Mountain bike trails 1 |
| Athletics at Weybridge 1 | Ballet 1               |
| Cricket 2                | Judo 1                 |
| Track 1                  | Netball 1              |
| Pole vault 1             | Ice skating 1          |
| Rugby 1                  | Skatepark 1            |
| Snoxhall 1               | Tennis 1               |



Cross country 1

One person said 'no – girls' rugby'.

## Which sports facilities do you use?

### 15 Which other sports would you like to see in Cranleigh?

#### *Combined:*

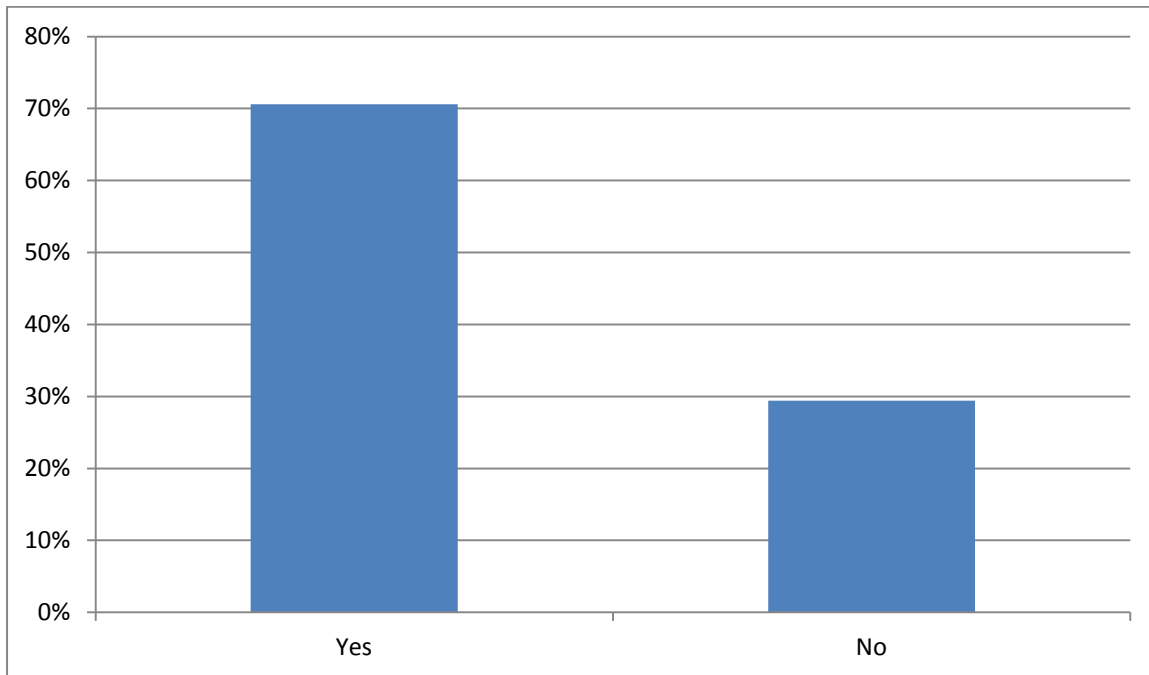
|                              |                     |
|------------------------------|---------------------|
| Athletics 4                  | Badminton 4         |
| Baseball 3                   | Basketball court 2  |
| Bowling 2                    | Climbing 2          |
| Go karting 2                 | Martial arts 2      |
| Mountain biking 2            | Paintball 2         |
| Rounders 2                   | Rugby 2             |
| Abseiling 1                  | Airsofting 1        |
| American football 1          | Boxing 1            |
| Child section in gym (sic) 1 | Dirt jumps 1        |
| Diving 1                     | Fitness for girls 1 |
| Football 1                   | Girls' football 1   |
| Gym 1                        | Horse riding 1      |
| Ice skating 1                | Judo 1              |
| Laserquest 1                 | Self defence1       |
| More clubs 1                 | Motorcross (sic) 1  |
| Nerf gun 1                   | Netball 3           |
| Running track 1              | Skatepark indoor 1  |
| Skate park – bigger 1        | Stoolball 1         |
| Tennis 1                     | Volleyball 1        |

## Appendix 3.4 Youth Survey

Cont.

### 16a Do you use the countryside around Cranleigh for activities?

Combined: Yes 48 (69%), no 20 (29%), don't know 2 (3%). The Glebelands responses taken alone were slightly higher than this (yes=73%).



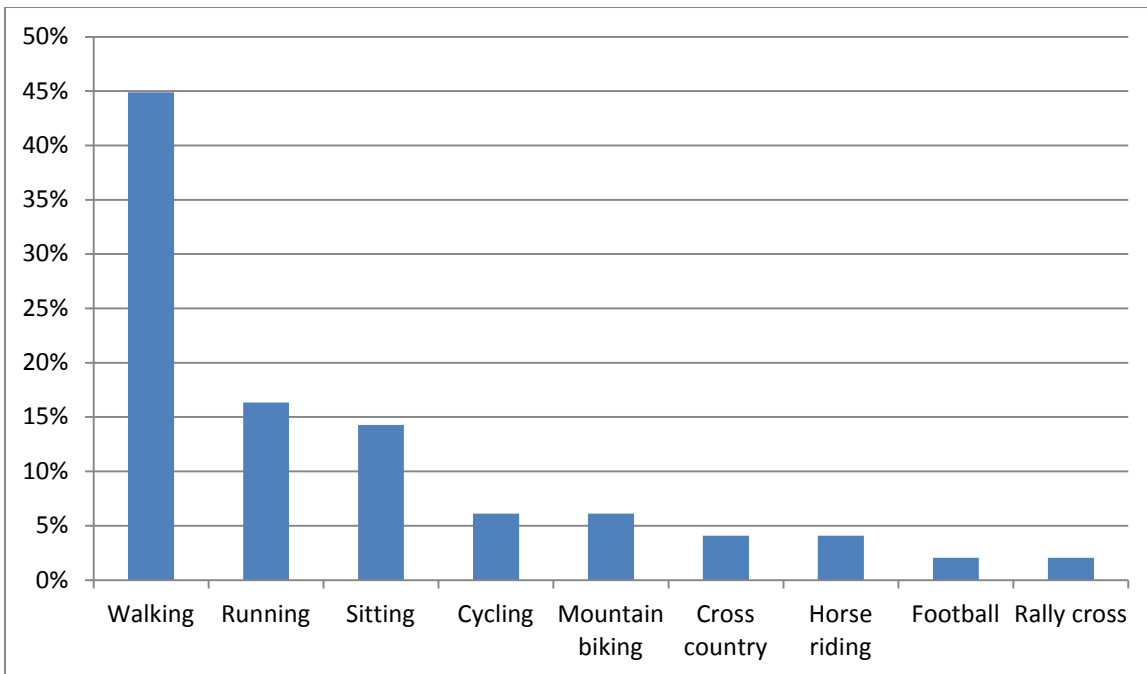
### Do you use the countryside around Cranleigh for activities?

#### 16b How often?

One said 'every day, running'. Otherwise, no responses.

#### 16c Which ones?

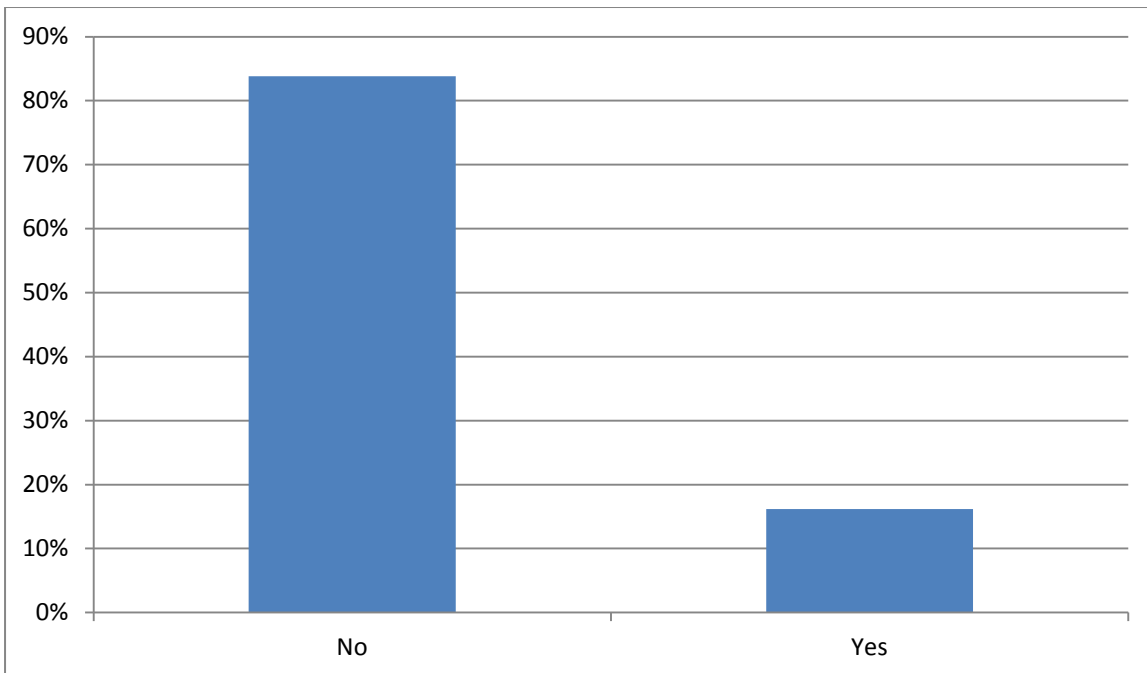
Walking 22    Running 8    Sitting 7    Cycling 3    Mountain biking 3  
Cross country 2    Horse riding 2    Football 1    Banger rally cross 1



**For which activities do you use the Cranleigh countryside?**

**17a Do you use any art, dance, music, film facilities in Cranleigh?**

*Combined:* no 57 (81%), yes 11 (16%), nk 2 (3%). No difference between Glebelands and the Youth Club.



**Do you use any art, dance, music, film facilities in Cranleigh?**

**17b If so, which ones?**

*Combined:*

Cranleigh Arts Centre 8      Cranleigh Dance & Theatre Arts 1      Dance 1      Ballet 1

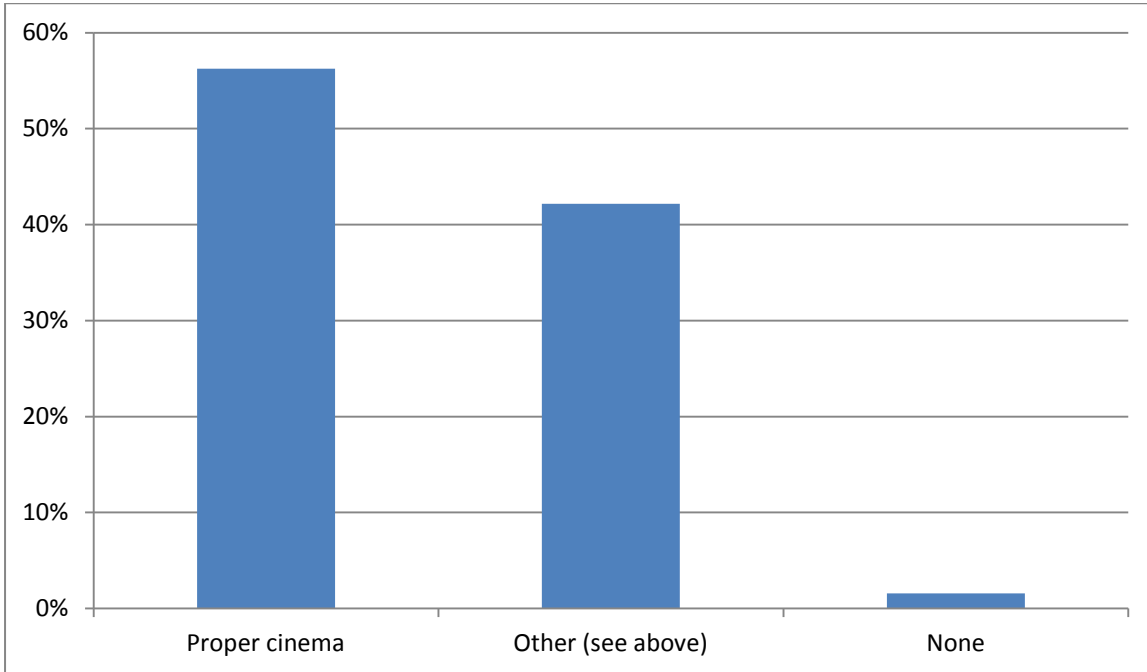
**18 What other entertainment would you like to see in Cranleigh?**

*Combined:*

Proper cinema 36      High Street shops 2  
 Ice cream parlour 2      Live music 2  
 Outdoor cinema in summer 2      Night club 2

Two storey Sainsbury (sic) 2 (sic)  
 Athletics track 1  
 Family friendly food places 1  
 Games store 1  
 Musical based shows 1  
 Music venue / more band rooms 1  
 None 1  
 Water park 1  
 Better quality restaurants 1

Teenage films 1  
 Ice skating 1  
 Dance facilities 1  
 Clubs 1  
 Fast food 1  
 Theme park 1  
 Clothes shops 1  
 Climbing place 1



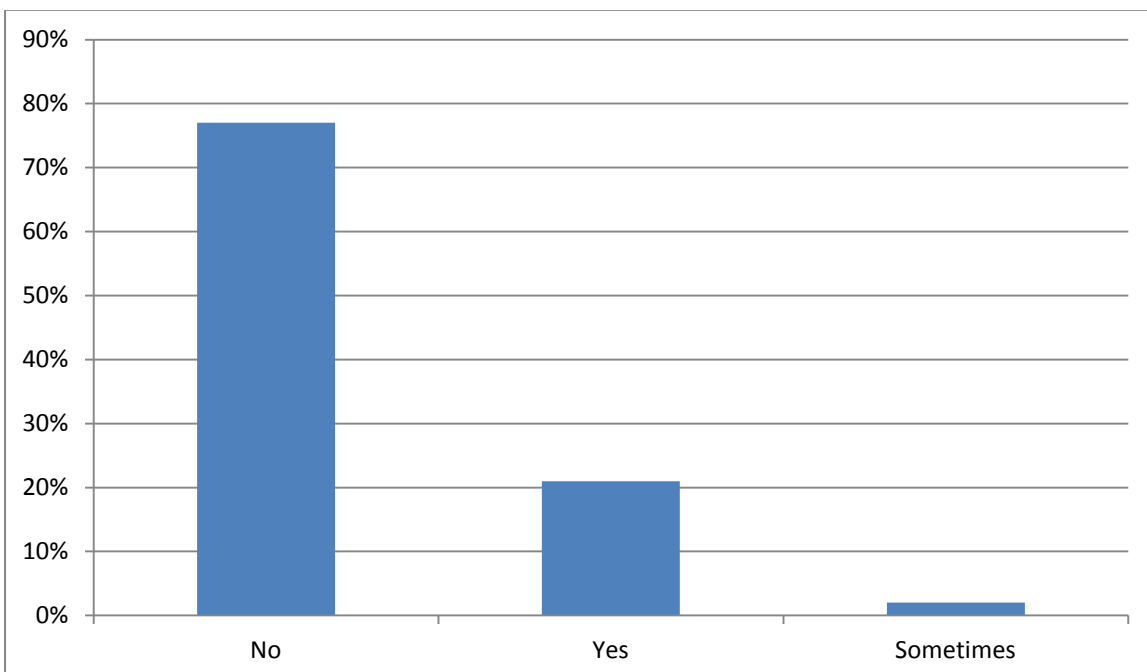
**What other entertainment would you like to see in Cranleigh?**

**19 Do you use the Youth Café and Youth Club?**

*Glebelands:* no 54 (98%), Sometimes 1 (2%), yes 0.

*Youth Club:* yes 15 (100%)

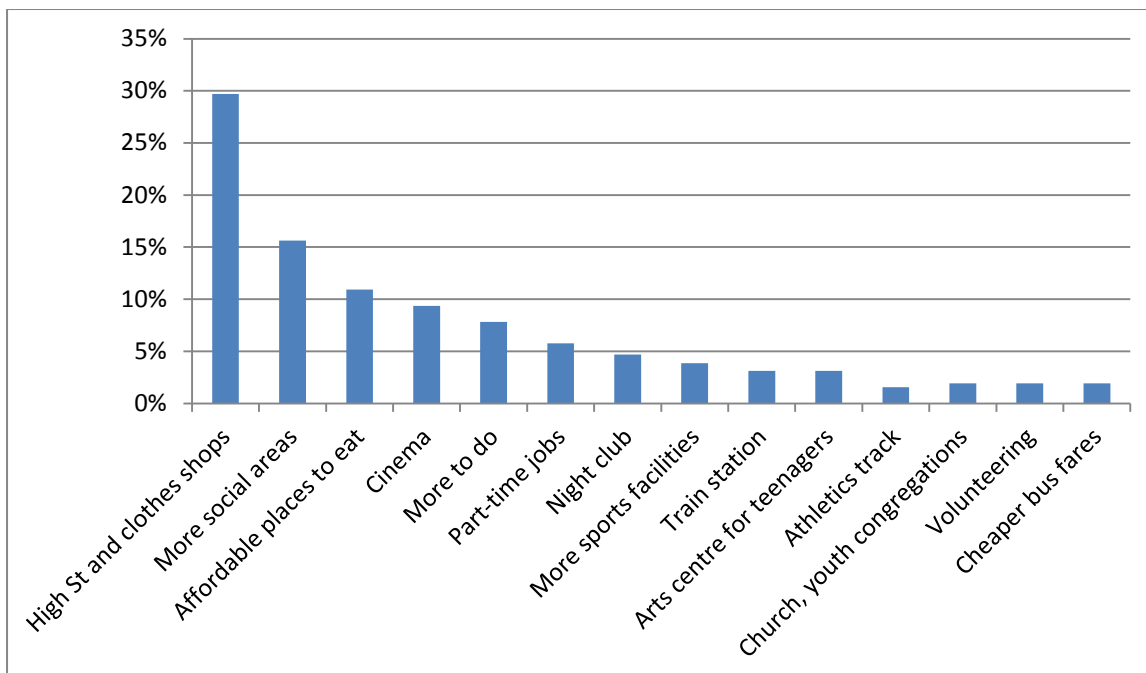
*Combined:* no 54 (77%), yes 15 (21%), sometimes 1 (2%).



## Do you use the Youth Café and Youth Club?

### 20 What else is missing in Cranleigh for teenagers?

|   |  |
|---|--|
| Not answered 18   | More social areas (places to hang out) 10                  |
| Clothes shops 9   | High Street shops 6  |
| Cinema 5  | Macdonalds, KFC, Dominos (incl affordable places to eat) 5 |
| Young people's shops 3  | Night club 3   |
| More things to do 2   | Moderately priced food outlets 2                           |
| 2 storey Sainsbury 2  | Train station 2  |
| Beach 2   | Sky diving 2   |
| Athletics track 1   | Arts centre for teenagers 1                                |
| Cont Question 20  |  |
| Late film 1   | Modern shops 1   |
| More church youth congregations and working with local towns and villages 1 |  |
| Clubs open more often and at weekends 1                                     |  |
| Part-time jobs for evenings and weekends 1                                  | Waitrose (they pay well) 1                                 |
| More modern themes 1  | Playground for teenagers 1                                 |
| More shops 1  | Wifi 1   |
| Concerts for younger audiences 1  | Sports facilities (more) 1                                 |
| A big landmark 1  | Running and cycling clubs 1                                |
| Modernisation 1   | More entertainment 1                                       |
| Small business employment 1   | Volunteering 1   |
| Cheaper bus fares 1   | Camping 1  |
| Sanity 1  | Don't know 1   |



### What else is missing in Cranleigh for teenagers?

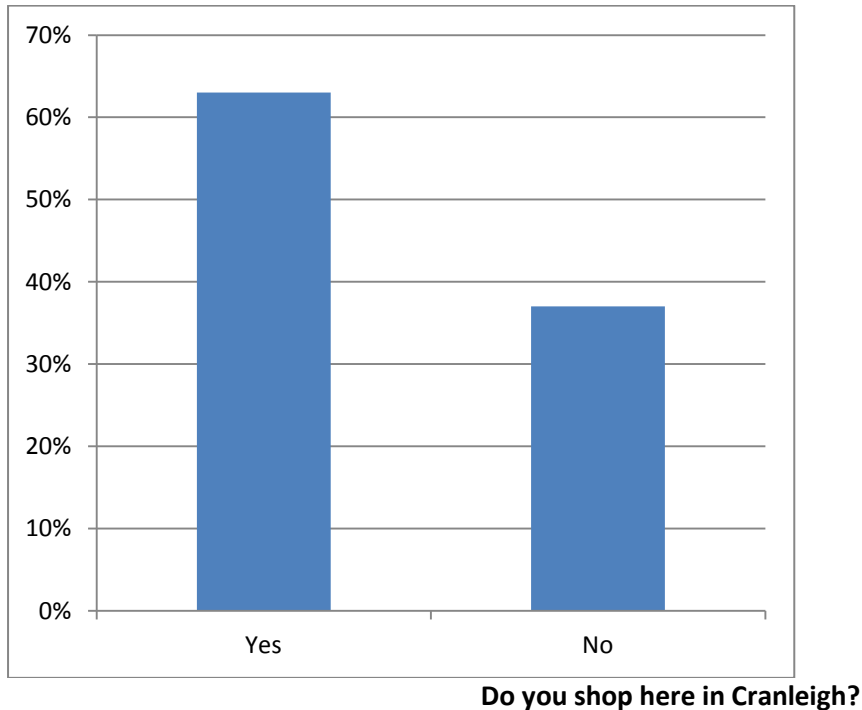
## Appendix 3.4 Youth Survey

### 21a Do you shop here in Cranleigh?

*Glebelands:* yes 31 (56%), no 24 (44%).

*Youth Club:* yes 13 (87%), no 2 (13%).

*Combined:* yes 44 (63%), no 26 (37%).



### 21b&c Why or why not?

Yes but: only food shops 17

Yes but not for major purchases 1

No: too many charity shops 1

Costa 1

Superdrug 1

Yes because they're near: 16

Yes, most of what I need 1

No: too expensive 1

Toiletries 1

### 22 What sort of shop would be good to have that we don't have now?

Clothes shops 21 (incl 'affordable')

Fast food 8

Games 8

Next, Topman 4

Mall like Friary 2

Poundland 1

More affordable retail 1

Games arcade 1

Bigger M&S 1

Dance 1

High Street shops 10

Sports Direct or similar 8

Music store like HMV 7

PC World-type 4

Waterstones 2

Retail (sic) 1

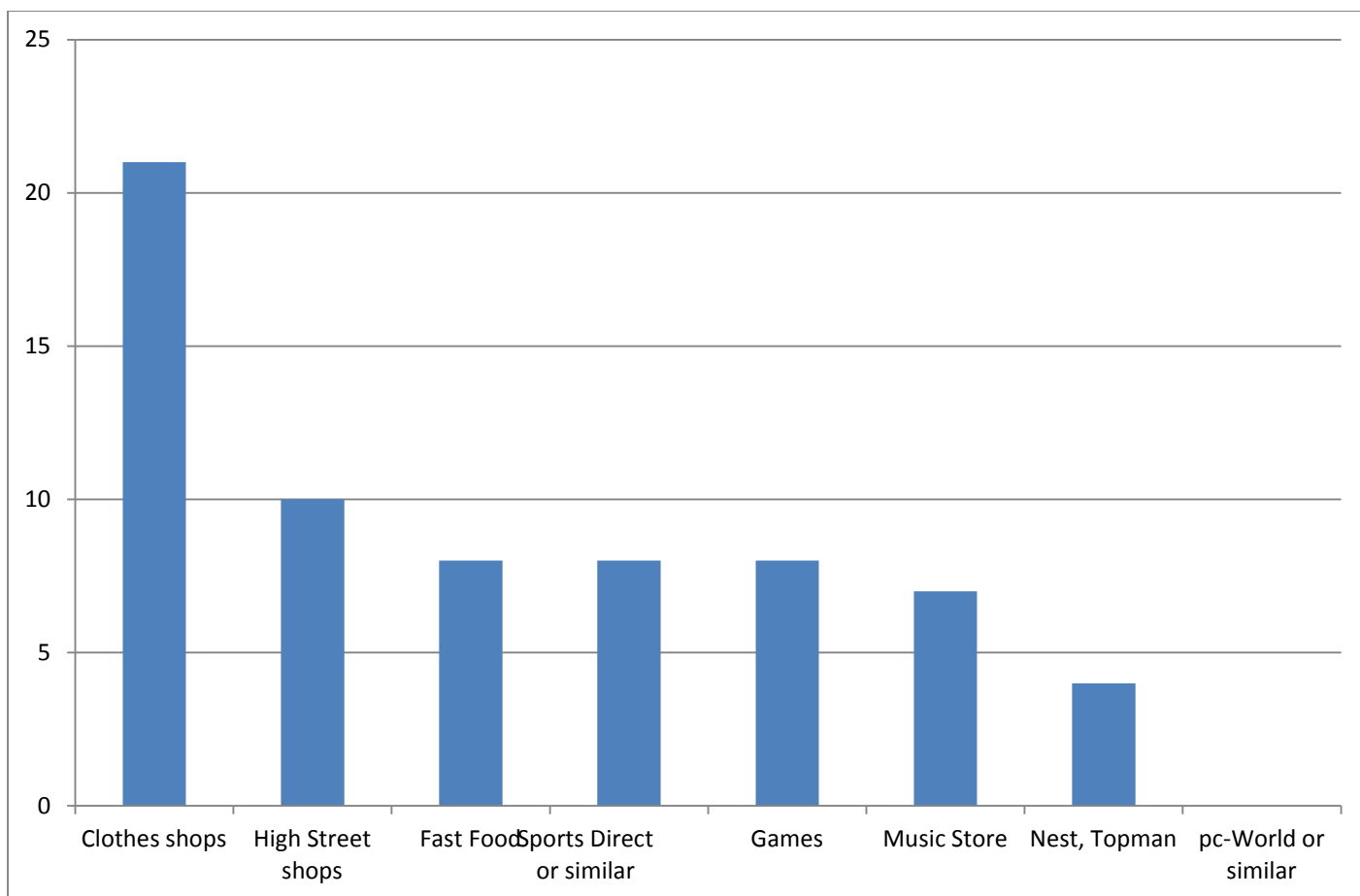
Cheap café 1

B&Q-type 2

Bigger supermarket 1

House of Fraser 1





**22 What sort of shop would be good to have that we don't have now?**

**23a Are you involved with the care of a relative in Cranleigh?**

*Glebelands:* no 53 (96%), yes 2 (4%).

*Youth Club:* no 15 (100%)

*Combined:* no 68 (97%), yes 2 (3%).

**23b If so, how often are you involved?**

1='24-hour and 1 'occasionally'.

**24 How do you find the local health services? Do they treat you as individuals separate from your parents?**

*Glebelands:* yes 28 (51%), no 2 (4%), n/a 7 (13%), don't know 18 (33%). Pupil 3 said 'very good'.

*Youth Club:* yes 10 (67%), don't know or no response 5 (33%)

*Combined:* 38 (54%), no 2 (3%), don't know or n/a or no response 30 (43%).

## Appendix 3.4 Youth Survey

---

Cont

### 25 Is there anything you'd like to change about Cranleigh?

|                          |   |                                   |   |
|--------------------------|---|-----------------------------------|---|
| Fewer charity shops      | 9   | Train station                     | 4 |
| More modern shops        | 3   | More fun things / café            | 2 |
| Make it more modern      | 2   | Macdonalds                        | 2 |
| Clothes shops            | 2   | Places to hang out (see Q20)      | 2 |
| Cycle paths, bike stands | 1   | Buildings match                   | 1 |
| Restaurants              | 1   | Facilities of town in the village | 1 |
| Nicer bus drivers        | 1   | Make it less for old people       | 1 |
| More art sculptures      | 1   | More facilities (sic)             | 1 |
| Move forward (sic)       | 1   | Under 16 jobs                     | 1 |
| Flowers                  | 1   | Regular buses                     | 1 |
| Cinema                   | 1   | Less rubbish                      | 1 |
| Shops as Q22 response    | 1   | Stop smoking in Stocklund Square  | 1 |
| Access                   | 1   |                                   |   |
| Yes 1.                   | No 12 (10 of these were from the Youth Club!) | Everything                        | 1 |

### 26 Where there are sports or art and music activities for you in Cranleigh do you think you should contribute to them, either financially or by helping with organisation?

*Glebelands*:no 27 (49%), yes 11 (20%), no response 11 (20%), don't know 6 (11%).

*Youth Club*:no 3 (20%), yes 5 (33%), no response 5 (33%), don't know 2 (13%).

*Total*:no 30 (43%), yes 16 (23%), no response 16 (23%), don't know 8 (11%).

### 27 Who do you think should organise non-school activities for young people in Cranleigh?

Some respondents put four suggestions, others put none.

|                               |    |                                    |    |
|-------------------------------|----|------------------------------------|----|
| Adults with specialist skills | 31 | Yourselves (ie us the respondents) | 19 |
| Council                       | 22 | Volunteers                         | 16 |
| Parents                       | 3  | Church                             | 1  |
| All                           | 3  |                                    |    |

<ends>

